


















Nursery Curriculum Overview

| | Autumn 1 | Autumn 2 | Spring 1 | Spring 2 | Summer 1 | Summer 2 |
|------------------------|--|---|---|--|---|--|
| Main Topic |  <p>Me and My Community This project supports children with settling into the new rules and routines of school and encourages them to make new friends and feel confident in their class. It teaches children about being helpful, kind and thoughtful at home and at school. This project also teaches children how they are unique and special, the importance of friendship and how people in their family, school and local community are important and can help them.</p> |  <p>Once Upon a Time This project supports children to develop a love of stories and reading. It encourages children to learn, retell and act out familiar and traditional tales.</p> |  <p>Starry Night This project explores the differences in the world at night compared to during the day. It teaches children about the importance of a good night's sleep, and helps them to discover what is happening in the world while they are sleeping, including finding out about nocturnal animals.</p> |  <p>Dangerous Dinosaurs This exciting project teaches children about the different animals that roamed Earth millions of years ago and how they are related to animals that live on Earth today.</p> |  <p>Sunshine and Sunflowers This seasonal project provides opportunities for outdoor learning and teaches children how to care for the plants and animals in their local environment and how to stay safe in the sun.</p> |  <p>Big Wide World This project teaches children about the global community to which they belong and explores how living things, communities and climates differ around the world.</p> |
| Companion Topic |  <p>Exploring Autumn This project teaches</p> |  <p>Sparkle and Shine This project teaches</p> |  <p>Winter Wonderland This project teaches</p> |  <p>Puddles and Rainbows This mini project teaches</p> |  <p>Shadows and Reflections</p> |  <p>Splash! This project teaches children about water,</p> |

| | | | | | | |
|--|--|---|---|---|---|--|
| | <i>children about the natural changes that happen during the season of autumn, including how the weather changes, why trees lose their leaves and how wild animals prepare for winter.</i> | <i>children about the celebrations that take place during the autumn and winter seasons, and focuses on the significance and symbolism of light at this time of year.</i> | <i>children about the changes that happen during winter, including the types of weather associated with winter. It also explores places that have snow all year round and the types of animals that live there.</i> | <i>children about the weather that happens during spring and allows them to explore natural phenomena, including rainbows. It supports them to explore colour in the natural world.</i> | <i>This project teaches children about natural phenomena, including shadows, reflections and echoes. They explore how shadows are formed and how they can change.</i> | <i>including floating and sinking, freezing and melting, and why it is important for living things to stay hydrated.</i> |
| Core Text N | Lulu Loves Nursery  | The Gingerbreadman  | Bedtime for Monsters  | Dinosaur Roar!  | Sun - Whatever the Weather  | Penguin on Holiday  |
| Linked Texts N Focused Story Time | Once there were Giants Monkey Puzzle So Much Leaf Man | Goldilocks Zogg Dear Santa Father Christmas Needs a Wee Rama and Sita | Whatever Next Owl Babies How to Catch a Star Gruffalo's Child | Watch out for Muddy Puddles Book of Dinosaurs Cave Baby Egg Hunt (Easter Topic) | Jasper's Beanstalk The Very Hungry Caterpillar Jump and Shout The Foggy Foggy Forest | Tanka Tanka Skunk All Are Welcome Odd Fish Anna Hibiscus Splash! Mrs Wishy Washy Colour Monster Goes to school- Anna Llenas |
| Traditional Tale | Kofi and Grandma's Cloth  | 3 Little Pigs  | Mr Wolf's Pancakes  | 3 Billy Goats Gruff  | The Little Red Hen  | Little Red Riding Hood  |
| Rhymes/Poems | 5 Little Monkeys Jumping on the Bed Humpty Dumpty | Wheels on the Bus Wind the Bobbin Up | Tommy Thumb Head, Shoulders, Knees and Toes | Mary Mary Quite Contrary 5 Little Speckled Frogs | There's a Worm at the Bottom of the Garden There was an Old Lady... | Row Row Row your Boat When I was One... |
| Maths | Number: Activities to develop and Promote - Using Number names in Play. | | Number: Activities to develop and Promote - Using Number names in Play. | | Number: Activities to develop and Promote - Using Number names in Play. | |

| | | | | | | |
|------------------------------------|--|---|--|---|---|---|
| | <p>Subitising up to 3 objects. Representing Numbers to 5. Numerical Patterns: Know that the last number counted tells 'how many'. Begin to recite numbers in order. Compare quantities using 'more' and 'fewer than'. Use positional vocabulary. Talk about and identify patterns around them. Begin to make comparisons between objects relating to size, weight and capacity. Begin to talk about and explore 2/3D shapes. Use 2/3D shapes appropriately.</p> | | <p>Subitising up to 3 objects. Representing Numbers to 5. Make links between numerals and amounts. Experiment with their own symbols and Marks as well as numerals. Numerical Patterns: Know that the last number counted tells 'how many'. Begin to recite numbers in order. Compare quantities using 'more' and 'fewer than'. Use positional vocabulary. Describe routes. Talk about and identify patterns around them. Begin to make comparisons between objects relating to size, weight and capacity. Begin to talk about and explore 2/3D shapes, beginning to use mathematical language.</p> | | <p>Subitising up to 3 objects. Representing Numbers to 5. Make links between numerals and amounts. Experiment with their own symbols and Marks as well as numerals. Solve 'real world' problems with numbers up to 5. Numerical Patterns: Know that the last number counted tells 'how many'. Begin to recite numbers in order. Compare quantities using 'more' and 'fewer than'. Use positional vocabulary. Describe routes. Talk about and identify patterns around them. Begin to make comparisons between objects relating to size, weight and capacity. Begin to talk about and explore 2/3D shapes, beginning to use mathematical language. Extend and create patterns, noticing and correcting errors. Be able to sequence events using adverbials of time.</p> | |
| PHSE | <p>Health & Wellbeing</p>  <p>Focus Values: Self-belief & Determination British Values: Democracy & Rule of Law</p> | | <p>Living in the wider world</p>  <p>Focus Values: Tolerance & respect British Values: Individual Respect</p> | | <p>Relationships & Growing up</p>  <p>Focus Values: Respect British Values: Mutual Respect</p> | |
| Trips Visits/Enrichment | <p>Baking Week 14/10</p> <p>World Food Day 16/10</p> <p>Black History Month</p> | <p>Bonfire Night 5/11</p> <p>Diwali 12/11</p> <p>Church Visit</p> <p>Xmas 25/12</p> <p>Dental Nurse visit</p> | <p>Chinese New Year 10/2</p> <p>Pancake Day 13/2</p> | <p>World Book Day 7/3</p> <p>Mother's Day 10/3</p> <p>Science Week 11/3</p> <p>Fairtrade Fortnight 27/2</p> <p>Holi 24/3</p> <p>Easter 31/3</p> | <p>Eid 9/4 (in Easter Hols) 20/5</p> <p>Walk to School Week 20/5</p> | <p>Sports Day</p> <p>Father's Day 16/6</p> <p>Eid 16/6</p> <p>Bunny Park Picnic</p> |