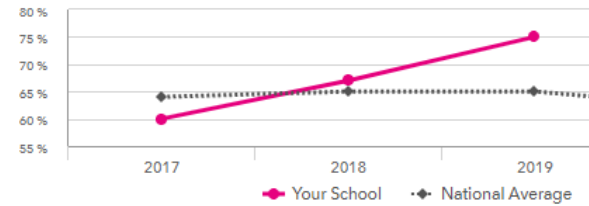


2019 Key Stage 1 results

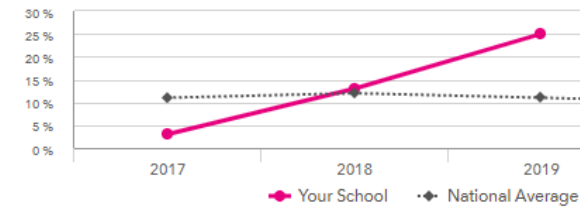
| 2019 KS1 Results | Reading | Writing | Maths |
|----------------------------|---------|---------|-------|
| Expected Standard or above | 80% | 75% | 75% |
| Higher Standard | 25% | 25% | 30% |

| KS1 Progress 2019 | Reading | Writing | Maths |
|-------------------|---------|---------|-------|
| Progress Rate | +11% | +12% | +5% |

% Expected Standard + (R, W, M) KS1



% Higher Standard (R, W, M) KS1



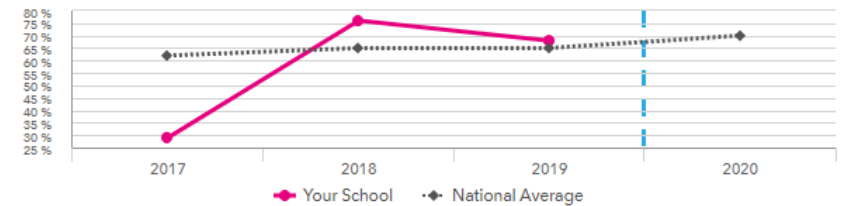
The graphs to the left show Woodlands compared with the National Average for children reaching the expected standard and Higher Standard in Reading, Writing and Maths by the end of Year 6. Woodlands are well above the National Average.

2019 Key Stage 2 results

| 2019 KS2 Results | Reading | Writing | Maths | GPS (Grammar, Punctuation & Spelling) |
|----------------------------|---------|---------|-------|---------------------------------------|
| Expected Standard or above | 81% | 71% | 81% | 81% |
| Higher Standard | 16% | 6% | 13% | 32% |

| KS2 Progress 2019 | Reading | Writing | Maths | GPS |
|-------------------|---------|---------|-------|------|
| Progress Rate | +1.6 | +0.4 | +1.3 | +3.9 |

% Expected Standard + (R, W, M) KS2



The graph above shows Woodlands compared with the National Average for children reaching the expected standard in Reading, Writing and Maths by the end of Year 6. Woodlands are in line with the National Average.