



# Celebration Assembly

Friday 15th January 2020



What have you done with friends and family this week?

How have you been active this week?



What things have you noticed this week?

What have you given to others this week?

What new things have you learnt this week?

multiplication



division



classes

coins

avatar

arena

instruments



new statuses

battles

garage

studio speed

leaderboard

outfits

REMEMBER TO VISIT THE CELEBRATION PAGE EVERY 2 WEEKS!

<https://sites.google.com/woodlands.ealing.sch.uk/timestablesrockstars/home>

Top 6 girls



1. Riham
2. Victoria
3. Najma
4. Assia
5. Rahma
6. Leona

## Most coins earned over the last 7 days!

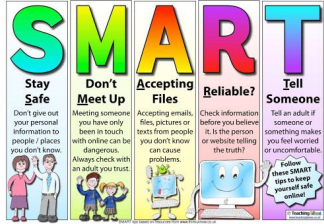


Top 6 boys



1. Ayman
2. Jayden
3. Adam
4. Muhanned
5. Amir
6. Shuieb





## Ground rules for online learning

1. Try to **complete your home learning tasks** everyday.
2. Be **respectful** at all times-e.g stream, comments, in the chat and when on a live lesson.
3. Google Classroom is only to be used for **educational purposes**. E.g no chat about gaming etc.
4. **Be safe online**. Make sure you do not share personal information. Follow the SMART rules (look at the next slide)
5. **Look after your wellbeing**- go to sleep at a good time (you should not be on Google classroom late- submitting your work/ writing on the streams), have regular breaks (BREAK and LUNCHTIMES away from the screen)  
**In a live lesson...**
6. You need your **camera on** to know that it is you.
7. You must be **dressed appropriately** and in a sensible location.
8. Follow the **rules** set by your teacher.  
E.g I will mute you all to limit interference with connection so stay on mute and if you want to talk/ answer a question please click 'raise hand button' or just raise your hand. When you are chosen you can then unmute yourself.



# S

## Stay Safe

Don't give out your personal information to people / places you don't know.



# M

## Don't Meet Up

Meeting someone you have only been in touch with online can be dangerous. Always check with an adult you trust.



# A

## Accepting Files

Accepting emails, files, pictures or texts from people you don't know can cause problems.



# R

## Reliable?

Check information before you believe it. Is the person or website telling the truth?



# T

## Tell Someone

Tell an adult if someone or something makes you feel worried or uncomfortable.

Follow these SMART tips to keep yourself safe online!



# Year 1



Well done to  
Melody-Sheree for  
earning the most Dojo  
points this week!



Well done to :

**Bibi, Kameron,  
Judah, Danah, Elias  
and Melody**

They handed in all  
their homework  
everyday this week!

Judah shared a  
brilliant hand print  
that tells us what  
makes him special.





Woodpeckers

# Year 2

## SUPERB ONLINE LEARNING!



Change the colour of the rectangle to match the feature colour. The first one has been done for you.

Scene number and title

Scene 2 – The road to market

Setting description

Jack and the cow come back onto the stage. He is leading his cow to market. He walks around the stage.

Speaker's name, followed by a colon :

Jack:

We are sorry to have to sell you, Daisy.

Stage directions in brackets ( )

Cow:

Moooooooo!

Speech – without inverted commas!

Jack:

(stops, then points) Who's that coming towards us? He's dressed in ve  
I don't think I've ever seen th  
here before!

Albi

3

Who has equal groups?  
...hannah has equal groups.

CHALLENGE

5 dojos for completing this challenge correctly!

You must count the number in each group.  
Then work out if there are the same number each time.  
**Remember to count.**  
Don't look at the picture and guess, they might try and trick you!

Type in how many there are in each group. Use this to work out if there are equal groups (the same in EVERY group).

Lexi

Organise these words into the correct heading. The word must contain the correct 'a' phoneme. Drag the word.

'a'  
ai/ay/a-e



'a'  
ah/ar



'a'  
o



apricot

grass

squash

hazel

afternoon

was

station

branch

wander

Ridwan

# Year 2 Celebration

These children were excellent in their online learning. They were polite, listened to all the rules and edited their work and turned it in again making the answers correct or work even better. I am proud of all Woodpeckers

**BUT** these children scored the highest!

Janice

Amadou

Alfie

David

Aradhika





# Year 3

## We love learning!

Here are some great examples of learning this week...

### PSHE- Looking at rights, needs and wants

#### Rights of a child



1. What is a right?

It's like the things the child should have

2. What do you think are the 3 most important things from the pictures? Explain why you think each one is important.

1. shelter because of the weather you could get sick
2. water you need water because if you don't have you'd get sick
3. food food is important because you can't live on an empty stomach

3. What is a need?

It something you can't survive without

4. What is a want?

It's something that you don't need

**Malak**

### Story Mapping Boxes

<b>Beginning</b> Who is the main character? How does the character travels back in time to the STONE AGE.	My main character is Victoria. She was digging underground and saw a cave and she went inside and on the other side she saw the Stone Age.
<b>Build up</b> What happens next? Who do they meet? What do they do?	The girl steps out side of the cave and then when she saw there were two people that were staring . Their names were Eep and Ugga they were twins. They took Victoria to meet their family. They made some food, they invited her to dinner and then went to sleep.
<b>Problem</b> What is the problem they face? E.g involving animal?	They woke up then they saw a saber tooth tiger waiting for the chance to attack.
<b>Resolution</b> How does the problem get solved?	Victoria <b>branced</b> out into action and then realised that someone prock its paw and then she healed it. The saber tooth tiger became their friend and they named her wild.
<b>Ending</b> How does the story end? Does the main character return to modern day/not? How do they get back?	Then one day Victoria had to go home so she said goodbye to her friends and went to find the cave but she couldn't find the cave. Eventually she found the cave because it was hidden at the back of the cave she had to live in. She crawled through it and found her way home.

**Alexandra**

Stars of the day this week...

**Adrian**



**Tommy**

**Jayson**

**Mati**

**Malak**

**LITERACY- Writing our own version of the story STONE AGE BOY**

### Story Mapping Boxes

<b>Beginning</b> Who is the main character? How does the character travels back in time to the STONE AGE.	My story character is Charlie and he is a boy. He goes to the stone age like this he finds a tunnel with a red barrier around it he went through the red barrier and he was in the stone age.
<b>Build up</b> What happens next? Who do they meet? What do they do?	When he went through he saw tents, tools and tribes of people. After that he met the tribes leader and the leader taught him how to be like a stone age boy.
<b>Problem</b> What is the problem they face? E.g involving animal?	After 3 days of training a tribe of wooly mammoth attacked their village then they hid in their caves up in the hills.

**Cece**

# Year 3

**We are kind. We have now started to fill each other's kindness buckets online.**

Thank you to these children for the kind messages you have been giving your classmates:

**Oliver, Adrian, Alexandra, Anisa, Cece, Parmis, Lara, Dylan, Malak, Jayson, Valerie, Maryam, Sevda**

Well done for great home learning and answering in the live lessons!  
Miss Moxom.

Always focused and ready to learn.  
Ms Mascall

You are good friend  
From Adrian

You're kind to from  
parmis

Your funny, kind, clever  
and a good class  
member from Cece

Thank you you are  
good at ttrs as well from  
Anisa



You are kind too from  
Lara

**OLIVER**

You are a really great  
partner from Malak

Thank you for being  
kind from Dylan

Well done for making a great  
start to Google Classroom and  
giving good ideas in live  
lessons. Keep it up!  
Miss Moxom

You're kind .  
From Oliver

Fantastic, always focused and  
ready to learn.  
Ms Mascall

You are creative  
From Adrian

Well done for all your positive  
work this week. Keep it up!  
Miss Campbell.

You have given great ideas  
during live lessons. Well done  
for being focused and kind..  
Miss Moxom.

You're kind.  
From Oliver

Thank you for being  
very helpful in class.  
Miss Campbell.

Thank you for being  
very polite and patience  
in class. Miss Campbell.

Great creative and listening  
skills.  
Ms Mascall

You are really kind and  
nice to talk to from  
Malak ;>



**PARMIS**


Your really  
prettyyyyyyyyyyyyyyy  
from Cece

Thanks for  
helping. Jayson

Thank you for being a  
nice friend. Lara



You are a really funny  
guy from malak ;>



**TOMMY**





# Year 4



Nasreen and Aryan wrote amazing descriptions about how they would feel standing outside of a Haunted House!

To my disbelief, the gates slowly started to open...with a creaking noise. I dropped my food and stood there in terror. I slowly walked towards the gate. Then I took a step inside of the house. It was dull and old so I knew there must be ghosts. I got so scared I let out a little scream. I was so terrified my face was pale, my my legs were shaking and my heart was racing. I knew that ghosts haunt you in this house and that this is a life or death situation.....

Nasreen

To my disbelief, the gates slowly started to open and then when the gates made it to the end BOOM!The gate exploded just like a bomb was planted under it.Soon i walked one step in with fear but i was very curious what was in there i tried to see if there was a camera but no sight of any.I only saw graves,dead trees and a scary house and ground was very stiff.A bat came to me but i was parylized with fear so i couldn't move but then i smelt something gross and heard something.I heard a wolf howl and zombies and i smelt trash and bloody meat.I was too frightened i ran away.

Aryan

Victoria!

Victoria has been amazing with her online learning this week - always on time & completing her work straight away. Well Done Victoria!

Oskar was able to spot and correct the mistake in this multiplication question!

Spot the mistake!

$$\begin{array}{r} 36 \\ \times 3 \\ \hline 108 \\ 1 \end{array}$$

$$36 \times 3 = 98$$

Can you spot the mistake?

The mistake is

6 x 3 = 8 incorrect 6 x 3 = 18 correct, and then its not 9 bc you add one under the 9 and then its 10 and answer is 108.

Isabella - Rose created her own multiplication word problem for the adults to solve

Create your own multiplication word problem for Miss Barry or Ms Mascall to solve!

Bella eats 12 rainbow donuts in a week. How many does she eat in 5 weeks?

$$\begin{array}{r} 12 \\ \times 5 \\ \hline 60 \\ 1 \end{array}$$






Fatima added detailed Shakespearean quotes to her summary.

# Year 5



A fantastic effort from everyone in lessons this week. Lots of DJs have been earnt.

KINGFISHERS KAN



Enxhi is doing so well in Maths.

Today's Task - ONE slide from this one (slide 3) OR the next one (slide 4).  
Optional task - slide 5.

1. Work out the area of each of the rectangles.

2. Which colour has the largest area?

Blue =  $160\text{cm}^2$

3. Which colour has the smallest area?

orange

$$9 \times 6 = 54$$


$$13 \times 11 = 143$$

$$8 \times 7 = 56$$

$$16 \times 10 = 160$$

$$\text{Area} = 160\text{cm}^2$$

$$\text{Area} = l \times w$$



Area =  $54\text{cm}^2$



Area =  $143\text{cm}^2$



Area =  $56\text{cm}^2$



Area =  $160\text{cm}^2$

2. Click and drag the scenes from the story in the **correct order**.

3. Write a sentence explaining what is happening. Use the video to spell names correctly.  
**Challenge** - can you include Shakespearean quotes (use today's video to help you do this).



This scene shows Romeo and Juliet first encounter at the party.

Romeo quotes: *Did my heart love till now, forswear it sight for I never saw true beauty till this night.*



This scene shows Romeo and Juliet having a secret wedding, with Friar Laurence as their priest.

Friar Laurence quotes: *These violent delights have violent ends and in their triumph die like fire which as they kiss consume.*



Scene 3 shows Tybalt challenging Romeo. Tybalt kills Mercutio and in rage, Romeo kills Tybalt. Romeo is then banished.



This scene shows Friar Laurence giving Juliet special potion that kills her for 48 hours.

Friar Laurence quotes: *Tell your family you'll marry Paris, then drink this potion. The roses in thine lips and cheeks shall fade like death.*



This scene shows when Romeo thinks that Juliet is really dead so he gets poison and drinks it. Before he dies he kisses her on the lips.



This scene shows Juliet waking up to find Romeo dead. She then gets a dagger and stabs it into her heart.

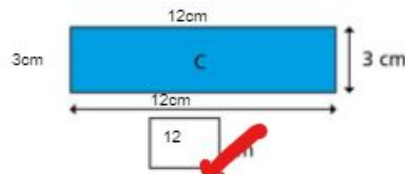
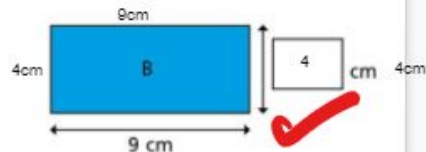
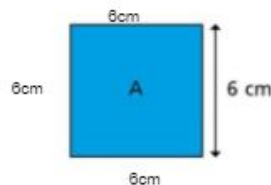


Adam completed the optional slide.

Optional Slide


4. These shapes all have the same area. Shape A is a square.

Work out the missing lengths.





# Year 6



Mixed number to Improper fractions by Amin

Mixed number	Improper fraction
$2 \frac{3}{4}$	$15/4$
$3 \frac{3}{5}$	$17/5$
$1 \frac{7}{9}$	$25/9$
$3 \frac{2}{3}$	$11/3$
$12 \frac{1}{2}$	$25/2$



Itch  
Tim?! Wait, how are you al-  
Itch  
Tim  
Itch just don't ask and listen  
I'm very sorry about what has happened  
Between us, it's just hard when your mum is in  
Prison and your all alone.

Itch  
Tim I understand but you did  
Betray me but then again thank you

Tim  
For what?

Itch  
For saving jack it was  
A big surprise but knowing you did it  
To save someone's life I thank you

Tim  
Oh well no problem



SEE  
YOU  
NEXT  
WEEK

Friday 22nd January 2021

9am - new time on the  
timetable from next week

Remember to login as a family on one  
device please as we have maximum  
capacity of 100.

Happy Learning!

