



Welcome to Sparrow Class

Year 4

Teacher: Mrs McMillan (Wednesday, Thursday & Friday)

HLTA: Mrs Mascall (Monday & Tuesday)

TA: Ms O'Dea

Communication with School

As outlined in our Covid Risk Assessment, we are unable to have Parents/Carers on site.

To ensure you are able to communicate with us, we now have new class email addresses for you to contact your child's Class Teacher.

To contact me, please email:

year4@woodlands.ealing.sch.uk

Please note: Teachers are teaching during the school day so you may not get a response straight away.


Please allow 48 hours for a response.

Any urgent enquiries should be sent to our School Office at

office@woodlands.ealing.sch.uk

Structure of the day

September 2020 TIMETABLE- 8:50-2:50 Year 4 SPARROWS


Woodlands Academy 	Monday Mindful Monday- colouring	Tuesday Talking Tuesday- would you rather?	Wednesday Word Wednesday- word wheel, word search	Thursday Thoughtful Thursday-odd one out	Friday Fantastic Friday- reasoning/maths challenge
8:50	8:50 Collect children from front office gate 9:00- 9:10 Wash hands, Registration/ EMW (different focus each day- see above) 9:10- Reinforce rules and expectations every morning (bubble)				
9:15- 10:15 (1 hour)	Maths	Maths	Maths	Maths	Outdoor PE
10:15- 10:30	B	R	E	A	K
10:35- 11:35 (1 hour)	Literacy	Literacy	Music (in hall)	Literacy	Literacy
11:35- 11:55 (20 mins)	RTL Reading- day 1	Handwriting	RTL Reading- day 2	RTL Reading- day 3 Handwriting	Homework Explain HW on GC- due Thursday Spelling test
12:00- 12:40	L 12:00-12:20 Eat 12:20-12:40 Play	U	N	C	H
12:40- 1:40	PSHE recovery curriculum	PSHE recovery curriculum	Literacy	Indoor PE	Maths
1:40- 2:40	PSHE health and wellbeing	PSHE recovery curriculum	Topic/ Science	Topic/ Science	Computing
2:40- 2:50 (10 mins)	Pack away/ wash hands/ story time/ star of day	Pack away/ wash hands/ story time/ star of day	Pack away/ wash hands/ story time/ star of day	Pack away/ wash hands/ story time/ star of day	Pack away/ wash hands/ story time/ star of day
2:50	HOMETIME (from front office)				

Start time: 8:50am

Finish time : 2:50pm


Please drop off and collect your child from the main gate.

Please be on time as lateness affects other bubbles.



STAY IN YOUR BUBBLE
TO KEEP OUT OF TROUBLE.

Bubble Rules



WASH YOUR HANDS FOR 20 SECONDS WE SAY, TO KEEP THE GERMS AWAY!

WE KNOW THINGS WILL BE DIFFERENT WHEN YOU COME BACK TO...



BUT JUST REMEMBER THESE SIMPLE RULES, TO STAY SAFE AT SCHOOL.



KEEP RESOURCES TO YOURSELF, FOR THE GOOD OF YOUR HEALTH!



STICK TO YOUR ZONES, SO TEACHERS DON'T MOAN!



IF YOU'RE GOING TO COUGH OR SNEEZE, TAKE A TISSUE PLEASE.

We have been using the following key rules to help keep us all safe at school.

The children have responded really well to this and are working well in their class bubbles.



Changes in School

- Frequent handwashing
- Staggered start and end of day. Parents to drop off and collect children on time. A staggered day means other bubbles are affected if we have to wait for parents and carers.
- Pupils have their own stationery sets.
- Children stay in our class bubbles at all times.
- Designated zones in playgrounds and staggered break and lunchtimes for LKS2 and UKS2.
- Eating lunch in the classroom.
- Front facing tables.
- New interactive whiteboard in each classroom.
- PE kit to be worn to school.
- Only bring in your coat, packed lunch & water bottle (clearly labelled).
- All homework, including reading, is set online. Children have been shown how to access these.
- Music lessons take place in the Hall- using social distancing measures.

The following are no longer taking place (subject to Government guidelines):

- Trips in the Autumn term
- Pencil cases
- Taking books home or bringing anything in
- Reading records
- Bags (only lunchboxes)
- Fruity tuck shops
- After school sports clubs
- Sharing of equipment
- School gatherings (assemblies, choir)
- Year 6 Residential Trip

Uniform Expectations

- Black shoes
- White shirt/ t-shirt
- Black trousers or skirt
- Woodlands jumper or cardigan



Please make sure all uniform is clearly labelled with their first name and year group.

Our PE days & expectations

Please note: Children need to wear their PE kit to school and stay in it all day.

Outdoor- Thursday afternoon

Indoor- Friday afternoon

PE kit must be plain (no designer or sports logos)

-White t-shirt

-Black shorts, leggings or jogging bottoms


-Black plimsolls or black trainers

-School jumper

If children do not have their PE kit, they will be awarded a RED and lose some Class Dojo points.

Behaviour

This year, we are continuing to use our successful Going For Green Behaviour system which will be working alongside Class Dojo points...



At the end of every half-term, the top 2 children from each class with the most Dojo Points will visit The School Behaviour Shop to pick prizes!



HOW TO STAY ON GREEN

EXAMPLES OF BEHAVIOURS THAT WILL BREAK A SCHOOL RULE

All behaviours here could lead to an Amber or a Red if you are given a warning more than 2 times.



BEHAVIOURS THAT WILL GIVE YOU AN INSTANT RED

(Some behaviours listed here will get the Headteacher & Assistant Headteacher involved)

Keeping to the school rules:

Rule 1: Follow Instructions.

Rule 2: Be kind and caring.

Rule 3: Listen carefully.

Rule 4: Be at school every day, on time.

Rule 1: Follow Instructions.

- Refusal to work
- Ignoring instructions
- Non-verbal noise
- Fidgeting, rocking on chair
- Ignoring instructions
- Wandering around
- Being silly and/or noisy in the line

Rule 2: Be kind and caring.

- Poking or pushing
- Squabbling with peers
- Intentionally damaging equipment or work

Rule 3: Listen carefully.

- Interrupting or calling out
- Arguing with an adult

Rule 4: Be at school every day, on time.

- Being late to school.

Fighting

Play-fighting

Racism

Bullying

Swearing

Bad language

Threatening behaviour

Graffiti

Stealing

Leaving the classroom without permission

Dangerous use of classroom equipment

Disrespectful towards a teacher or other adult

Dojo Reward for staying on Green

ALL day:



5 extra Dojo points at the end of the day!

You can also get extra Dojo points for going above and beyond our School Rules and showing our School Values; Respect, Tolerance, Self-Belief & Determination.

Dojo sanction for being given a warning:



Lose 2 Dojo points!

Dojo sanction for being given a Red:



Lose 4 Dojo points!

Forgetting your PE kit or Homework will result in an INSTANT RED!

Woodlands follows these procedures when a child is placed on a red. These apply for each half-term:

What Has happened?	Child has been awarded a Red.
Action(s):	<ul style="list-style-type: none"> • Parents/carers are informed of this at the end of the same day by the teacher in the class. • Teacher to speak to Parent/Carer at the end of the day either at the School Gate or via a phone call home.



What Has happened?	Child has been awarded a total of 3 Reds.
Action(s):	<ul style="list-style-type: none"> • Another phone call from Teacher to Parent/Carer to explain concerns and next steps. • Child to start a Home-School Behaviour Log. This will happen electronically. Teachers and parents/carers will have daily communication about the child's behaviour via email.



What Has happened?	Child has been awarded a total of 5 Reds.
Action(s):	<ul style="list-style-type: none"> • Parents/carers to attend a socially distanced meeting with Headteacher/Assistant Headteacher & SENDCO. PPE must be worn. • Child to be taken off whole school behaviour plan and put on to a Personalised Behaviour Plan which will be monitored daily. <ul style="list-style-type: none"> • Arrange a date for a follow-up meeting



What Has happened?	Child has been on a Personalised Behaviour Plan for a fixed amount of time.
Action(s):	<ul style="list-style-type: none"> • Parents to attend a socially distanced review meeting with Headteacher/Assistant Headteacher & SENDCO. PPE must be worn. • Discuss whether or not child has had a successful term and whether or not we need to continue on a plan. • Discuss whether or not a referral needs to take place (EPC, SALT, EP etc.)

What will my child be learning?

To help our children transition back to school following the Lockdown, we are teaching a 'Recovery Curriculum' alongside the National Curriculum.

This recovery curriculum is being followed by schools in Ealing and others across the country. Please see more information below:

THE 5 LEVERS OF RECOVERY

LEVER 1: RELATIONSHIPS

We will not necessarily expect our children to return joyfully. Many of the relationships that were thriving, such as with friends, teachers, supporting adults may need to be invested in and restored. We will plan for this to happen, not assume that it will.

LEVER 2: COMMUNITY

We will recognise that your child's curriculum will have been based at home for a long time. We will listen to what has happened in this time, understand the needs of our community and engage them in the transitioning of learning back into school.

LEVER 3: TRANSPARENT CURRICULUM

Our children may well feel they have lost time with their learning at school and we want to show them that we understand this and that we will help them to become confident learners at school.

LEVER 4: METACOGNITION

In different environments, children will have been learning in different ways and may have developed different styles of learning. It is vital that we acknowledge this.










**LEVER 5: SPACE - TO BE,
TO REDISCOVER SELF, AND TO FIND
THEIR VOICE ON LEARNING IN THIS ISSUE**

It is only natural that we all work at an incredible pace to make sure this group of learners are not disadvantaged against their peers, providing opportunity and exploration alongside the intensity of our expectations.

You can also visit the following website for more info:

<https://www.evidenceforlearning.net/recoverycurriculum/#mentalhealth>

What will my child be learning?

	Autumn		Spring		Summer	
PSHE	Health & Wellbeing  Focus Values: Self-belief & Determination British Values: Democracy & Rule of Law		Living in the wider world  Focus Values: Tolerance & respect British Values: Individual Respect		Relationships & Growing up  Focus Values: Respect British Values: Mutual Respect	
English	Write to Entertain Myths/Quests Texts: The Romans: Gods, Emperors and Dornice by Marcia Williams 	Write to Inform 1. (newspaper/magazine) 2. (explanation) recount Texts: Queen of Darkness - Tony Bradman 	Write to Entertain (playscript) Texts: The Abominables - Eva Ibbotson 	Write to Persuade (formal letter, advertising) Texts: The Lady of Shalott The Miraculous Journey of Edward Tulane Kate DiCamillo A river - Marc MartinButton 	Write to Entertain (poetry-exploration of form) Text: Monster Slayer - Brian Patten 	Write to Discuss (S&L debate - link to a curriculum area) Texts: How to train your Dragon - Cressida Cowell The Dragon's Hoard: Stories from Viking Sagas - Lara Don & Cate James 
Science	Animals Including Humans	Animals Including Humans	Electricity	Sound	Living Things and Their Habitats	Materials
Geography	Quiz Learning Day & Launch Assembly Recycling Week via PSHE	Geography week: World wise week	How and Why Mountains are used?	What is the impact of humans using rivers?	Orienteering Day	Geography Quiz
History	Romans <i>How did the Romans invade Britain and how successful were they?</i>	Romans <i>How did the Romans influence the culture of people already living in Britain?</i>			Anglo Saxons <i>Was life better in Anglo Saxon Britain or Roman Britain?</i>	Vikings <i>The Vikings - ruthless killers or peaceful settlers?</i>

Art & Design		Roman Mosaics (Artist: Gaudi)		River painting using watercolours?		
Design Technology	Mechanisms - Roman Catapults		Torches - Science link		Bread making - links to History	
Computing	Collaborative Learning	How the Internet Works	Website Design	HTML	Investigating Weather	Computational Thinking
Additional E- Safety	Self-image and identity Online bullying Health, wellbeing and lifestyle		Online reputation Managing online information Privacy and security		Online relationships Copyright and ownership	
Music						
Religious Education		Christianity	Rules for Living	Initiation Practices	Belief and practices of Sikhism	
French		All Around Town	On the Move	Going Shopping	Where in the World	What is the Time
Maths	Number and Place value Addition and subtraction	Measurement - perimeter Multiplication and division	Multiplication and division Measurement - area	Fractions Decimals	Measurement - Money and Time Statistics	Geometry - Shape Position and Direction

We have been very busy working on Woodlands School Curriculum during lockdown and we are very excited to share it with you.

There will be more curriculum & learning information to follow on our School Website so watch this space!

Home Learning

All homework will be set online on a Friday and due in by the next Thursday.

We have a range of fantastic online learning tools which are crucial in helping children improve their learning.

Any incomplete/late homework will result in a Red and loss of Dojo points.

Our focus for home learning is:



Reading skills - Bug Club is a fantastic tool where teachers can set books matched to your child's reading ability. Children receive instant feedback and teachers are able to see where support is needed.



Times table recalling - Times Table Rockstars is very popular with children. It helps boost children's times table recall speed in a fun and exciting way! Since we have started using this tool, we have seen significant improvement in times tables across the school.



Digital skills through other curriculum areas - these are equally as important as reading, writing & maths skills. In today's world, nearly all jobs have some sort of computing element. Computing is a part of the National Curriculum for all pupils. At Woodlands, we want our children to be confident when using technology so that they are able to access the same opportunities as other children around the world.



- Use Google Classroom login and password to practise spellings and Maths skills in J2 Blast
- Weekly homework will include English, maths & spellings.

Our online homework which is set through **Google Classroom** is vital in supporting children's development across all curriculum areas. It also ensures teachers are able to use homework to support assessment and give feedback.

All children have been shown how to use these resources by their teachers. Although it may be tricky to begin with, children will become confident in no time. We are here to support them through this learning process.

In the case of another lockdown or school closure, children will continue their learning through these very same online platforms. We are teaching children how to use these resources at school too.

We will not be providing any paper homework.

Frequently Asked Questions

How do I contact my class teacher?

You can contact me using the class email address – year4@woodlands.ealing.sch.uk . I will aim to get back to you within 48 working hours. If it is urgent then you can contact the office at office@woodlands.ealing.sch.uk or speak to me on the gate at the end of the day.

Where can my child find their home learning?

They will need to use their USO Google login to access Google Classroom. This is the same login that was sent home with all children during lockdown. Weekly home learning will be set there. All home learning tasks will be explained in class on a Friday morning. Your child's class website will have all this information: <https://www.woodlands.ealing.sch.uk/learning-zone/>

Will I get my child's log in details for all online learning?

You will receive a reminder email shortly with login details for all learning platforms. Additionally, all children have a folder containing their usernames and passwords on Google Classroom.

Who do I contact if my child has a problem or can't access their home learning?

You can send me an email. If your child is having problems completing their homework, they should speak to me and I will discuss it with them.

Thank you very much for reading this information leaflet. We appreciate your continued support.