

Reception Class

2020/21

Teacher: Mrs Soutinho

TA: Ms Claire



Communication with School

As outlined in our Covid Risk Assessment, we are unable to have Parents/Carers on site.

To ensure you are able to communicate with us, we now have new class email addresses for you to contact your child's Class Teacher.

To contact me, please email:

reception@woodlands.ealing.sch.uk

Please note: Teachers are teaching during the school day so you may not get a response straight away.

Please allow 48 hours for a response.

Any urgent enquiries should be sent to our School Office at office@woodlands.ealing.sch.uk

Our School Values

SELF BELIEF

When you think and believe that you can achieve something and you go for it. You have a positive way of thinking.

DETERMINATION

When you never give up and you keep trying to achieve something.

RESPECT

When you show good manners and you are kind and caring to others. You should respect yourself, others and property.

TOLERANCE

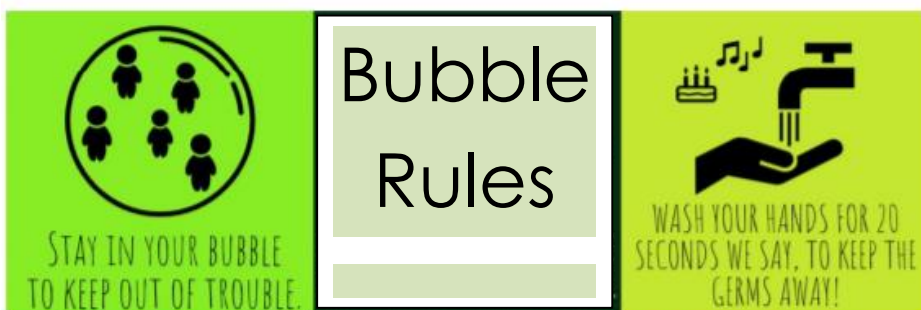
When you respect and understand that we are all different and that we may have different beliefs but we work together and get along.

Start time: 8:30am

Finish time : 2:30pm

Please drop off and collect your child from the main gate.

Please be on time as lateness affects other bubbles.



Bubble Rules

STAY IN YOUR BUBBLE TO KEEP OUT OF TROUBLE.

WASH YOUR HANDS FOR 20 SECONDS WE SAY, TO KEEP THE GERMS AWAY!

WE KNOW THINGS WILL BE DIFFERENT WHEN YOU COME BACK TO...



BUT JUST REMEMBER THESE SIMPLE RULES, TO STAY SAFE AT SCHOOL.



KEEP RESOURCES TO YOURSELF, FOR THE GOOD OF YOUR HEALTH!

STICK TO YOUR ZONES, SO TEACHERS DON'T MOAN!

IF YOU'RE GOING TO COUGH OR SNEEZE, TAKE A TISSUE PLEASE.

We have been using the following key rules to help keep us all safe at school.

The children have responded really well to this and are working well in their class bubbles.



Changes in School

- Frequent handwashing
- Staggered start and end of day. Parents to drop off and collect children on time. A staggered day means other bubbles are affected if we have to wait for parents and carers.
- Pupils have their own stationery sets.
- Children stay in our class bubbles at all times.
- Designated zones in playgrounds and staggered break and lunchtimes for LKS2 and UKS2.
- Eating lunch in the classroom.
- Front facing tables.
- New interactive whiteboard in each classroom.
- PE kit to be worn to school.
- Only bring in your coat, packed lunch & water bottle (clearly labelled).
- All homework, including reading, is set online. Children have been shown how to access these.
- Music lessons take place in the Hall- using social distancing measures.

The following are no longer taking place (subject to Government guidelines):

- Trips in the Autumn term
- Pencil cases
- Taking books home or bringing anything in
- Reading records
- Bags (only lunchboxes)
- Fruity tuck shops
- After school sports clubs
- Sharing of equipment
- School gatherings (assemblies, choir)
- Year 6 Residential Trip

Uniform Expectations

- Black shoes
- White shirt/ t-shirt
- Black trousers or skirt
- Woodlands jumper or cardigan



Please make sure all uniform is clearly labelled with their first name and year group.

Our PE days & expectations

Please note: Children need to wear their PE kit to school and stay in it all day.

Our PE Lessons will be on a Monday

PE kit must be plain (no designer or sports logos)

-White t-shirt

-Black shorts, leggings or jogging bottoms


-Black plimsolls or black trainers

-School jumper

If children do not have their PE kit, they will be awarded a RED and lose some Class Dojo points.

Behaviour

This year, we are continuing to use our successful Going For Green Behaviour system which will be working alongside Class Dojo points...



At the end of every half-term, the top 2 children from each class with the most Dojo Points will visit The School Behaviour Shop to pick prizes! When a child gets 30 dojo points, they will get a small prize from our Class Prize Box!



HOW TO STAY ON GREEN

Keeping to the school rules:

Rule 1: Follow Instructions.

Rule 2: Be kind and caring.

Rule 3: Listen carefully.

Rule 4: Be at school every day, on time.

Dojo Reward for staying on Green

ALL day:



5 extra Dojo points at the end of the day!

You can also get extra Dojo points for going above and beyond our School Rules and showing our School Values; Respect, Tolerance, Self-Belief & Determination.

EXAMPLES OF BEHAVIOURS THAT WILL BREAK A SCHOOL RULE

All behaviours here could lead to an Amber or a Red if you are given a warning more than 2 times.

Rule 1: Follow Instructions.

- Refusal to work
- Ignoring instructions
- Non-verbal noise
- Fidgeting, rocking on chair
- Ignoring instructions
- Wandering around
- Being silly and/or noisy in the line

Rule 2: Be kind and caring.

- Poking or pushing
- Squabbling with peers
- Intentionally damaging equipment or work

Rule 3: Listen carefully.

- Interrupting or calling out
- Arguing with an adult

Rule 4: Be at school every day, on time.

- Being late to school.

Dojo sanction for being given a warning:



Lose 2 Dojo points!



BEHAVIOURS THAT WILL GIVE YOU AN INSTANT RED

(Some behaviours listed here will get the Headteacher & Assistant Headteacher involved)

Fighting
Play-fighting

Racism

Bullying

Swearing

Bad language

Threatening behaviour

Graffiti

Stealing

Leaving the classroom without permission

Dangerous use of classroom equipment

Disrespectful towards a teacher or other adult

Dojo sanction for being given a Red:



Lose 4 Dojo points!

Forgetting your PE kit or Homework will result in an INSTANT RED!

Woodlands follows these procedures when a child is placed on a red. These apply for each half-term:

What Has happened?	Child has been awarded a Red.
Action(s):	<ul style="list-style-type: none"> • Parents/carers are informed of this at the end of the same day by the teacher in the class. • Teacher to speak to Parent/Carer at the end of the day either at the School Gate or via a phone call home.



What Has happened?	Child has been awarded a total of 3 Reds.
Action(s):	<ul style="list-style-type: none"> • Another phone call from Teacher to Parent/Carer to explain concerns and next steps. • Child to start a Home-School Behaviour Log. This will happen electronically. Teachers and parents/carers will have daily communication about the child's behaviour via email.



What Has happened?	Child has been awarded a total of 5 Reds.
Action(s):	<ul style="list-style-type: none"> • Parents/carers to attend a socially distanced meeting with Headteacher/Assistant Headteacher & SENDCO. PPE must be worn. • Child to be taken off whole school behaviour plan and put on to a Personalised Behaviour Plan which will be monitored daily. <ul style="list-style-type: none"> • Arrange a date for a follow-up meeting



What Has happened?	Child has been on a Personalised Behaviour Plan for a fixed amount of time.
Action(s):	<ul style="list-style-type: none"> • Parents to attend a socially distanced review meeting with Headteacher/Assistant Headteacher & SENDCO. PPE must be worn. • Discuss whether or not child has had a successful term and whether or not we need to continue on a plan. • Discuss whether or not a referral needs to take place (EPC, SALT, EP etc.)

What will my child be learning?

To help our children transition back to school following the Lockdown, we are teaching a 'Recovery Curriculum' alongside the National Curriculum.

This recovery curriculum is being followed by schools in Ealing and others across the country. Please see more information below:

THE 5 LEVERS OF RECOVERY

LEVER 1: RELATIONSHIPS

We will not necessarily expect our children to return joyfully. Many of the relationships that were thriving, such as with friends, teachers, supporting adults may need to be invested in and restored. We will plan for this to happen, not assume that it will.

LEVER 2: COMMUNITY

We will recognise that your child's curriculum will have been based at home for a long time. We will listen to what has happened in this time, understand the needs of our community and engage them in the transitioning of learning back into school.

LEVER 3: TRANSPARENT CURRICULUM

Our children may well feel they have lost time with their learning at school and we want to show them that we understand this and that we will help them to become confident learners at school.

LEVER 4: METACOGNITION

In different environments, children will have been learning in different ways and may have developed different styles of learning. It is vital that we acknowledge this.













**LEVER 5: SPACE - TO BE,
TO REDISCOVER SELF, AND TO FIND
THEIR VOICE ON LEARNING IN THIS ISSUE**

It is only natural that we all work at an incredible pace to make sure this group of learners are not disadvantaged against their peers, providing opportunity and exploration alongside the intensity of our expectations.

You can also visit the following website for more info:

<https://www.evidenceforlearning.net/recoverycurriculum/#mentalhealth>

What will my child be learning?

	Autumn		Spring		Summer	
PSHE	Health & Wellbeing  Focus Values: Self-belief & Determination British Values: Democracy & Rule of Law		Living in the wider world  Focus Values: Tolerance & respect British Values: Individual Respect		Relationships & Growing up  Focus Values: Respect British Values: Mutual Respect	
English	Busy builders, Busy week by Jean Reidy  The Jolly Postman by Janet and Allan Ahlberg  My mum is a Firefighter by Lois G Grambling 	Sneezy the Snowman By Maureen Wright  Pumpkin soup by Helen Cooper  Cudley Dudley By Jez Alborough 	Lao Lao of Dragon Mountain By Margaret Bateson-Hill  The Runaway Wak By Ying Chang Compestine  The Magic Paintbrush By Julia Donaldson 	Olivers vegetables: by Alison Bartlett and Vivian French  The Enormous Turnip  Supertato by Sue Hendra 	On Sudden Hill By Linda Sarah  Cinderella by Susana Davidson  Cinderella by Malachy Doyle 	Aaagh spider: by Lydia Monk  Superworm by Julia Donaldson  Norman the Slug and the Silly Shell by Sue Hendra 
Science	Weather and Seasons (Intro then continue through the year)		Light and Dark		Forces (Structures)	
Geography / History	(Past and Present - Talk about the lives of people around them and their roles in society) People Who help Us BHM - Mo Farah		Life in other country/countries China Ancient China?		Historical Figure Henry VIII	
Art & DT	Portraits using paint		DT - Clay modelling 'Terracotta Army'		Junk Modelling castle	
Computing			Programming using beebots			
Additional E- Safety	Self-image and identity Online bullying Health, wellbeing and lifestyle		Online reputation Managing online information Privacy and security		Online relationships Copyright and ownership	
Music						
Religious Education	What makes people special?	What can we learn from special stories?	What times are special to us?	How should we look after our world?	What makes a place special?	What things are special to us?
Maths	Numbers to 5/ sorting	Comparing groups within 5 Change within 5 (1 more, 1 less) Time	Number bonds within 5 Numbers to 10 Comparing numbers within 10	Addition to 10 Number bonds to 10 Shape and space (spacial awareness, 2d and 3d shapes)	Exploring patterns Counting on and counting back Numbers to 20	Numerical patterns (doubling, halving, sharing, odds and evens) Measure (length,height, distance and weight, Volume and capacity)

We have been very busy working on Woodlands School Curriculum during lockdown and we are very excited to share it with you.

There will be more curriculum & learning information to follow on our School Website so watch this space!

Phonics

Letters and Sounds



Phase 2

In Phase 2, letters and their sounds are introduced one at a time. A set of letters is taught each week, in the following sequence:

Set 1: s, a, t, p

Set 2: i, n, m, d

Set 3: g, o, c, k

Set 4: ck, e, u, r

Set 5: h, b, f, ff, l, ll, ss

Phase 3

In phase 3, 25 new graphemes are introduced one at a time. Sets of letters and sounds are taught each week.

Set 6: j, v, w, x

Set 7: y, z, zz, qu

Consonant digraphs: ch, sh, th, ng

Vowel digraphs: ai, ee, igh, oa, oo, ar, or, ur, ow, oi, ear, air, ure, er

They will also be introduced to tricky words that can't be decoded.

Phase 4

In phase 4 no new graphemes are introduced. The aim of this phase is consolidate the children's knowledge and to help them learn to read and spell words which have adjacent consonants such as:

trap, string, and milk.

More tricky words will introduced.

j	v	w	x	y	z	zz	qu	ch
								
sh	th	ng	ai	ee	igh	oa	oo	ar
								
or	ur	ow	oi	ear	air	ure	er	Phase 3 Sound Mat
							123 456	

Home Learning

All homework will be set online on a Friday and due in by the next Thursday.

We have a range of fantastic online learning tools which are crucial in helping children improve their learning.

Any incomplete/late homework will result in a Red and loss of Dojo points.

Our focus for home learning is:



- **Reading skills** - Due to the current circumstances we will not be sending books home. We are asking for books to not be brought in to school in order to limit the amount of items being brought into the building.
- We will be sending home a login and password to our Bug Club, which enables you to read E-books with the children at home.
- Books will be added regularly once the children have read what has been allocated to them.
- As their phonics knowledge grows the books get harder to support their reading.
- Books will be added regularly.
- Bug Club is a fantastic tool where teachers can set books matched to your child's reading ability. Children receive instant feedback and teachers are able to see where support is needed.



Digital skills through other curriculum areas - these are equally as important as reading, writing & maths skills. In today's world, nearly all jobs have some sort of computing element. Computing is a part of the National Curriculum for all pupils. At Woodlands, we want our children to be confident when using technology so that they are able to access the same opportunities as other children around the world.

Watch this space for more information on Google Classroom! We will start teaching the children about this in school too.

In the case of another lockdown or school closure, children will continue their learning through these very same online platforms. We are teaching children how to use these resources at school.

How can I help my child at home?

Reading: Your child should read and be read to everyday at home. It's great for their language and imagination.

Everyone enjoys a snuggle and a book.

Here are a few more ideas to help support your child's learning:

**Sing and tell
nursery rhymes.**

**Talk about the numbers,
colours, words and letters
you see when you are out
and about.**



**Explore the park at
different times of the
year.**

**Allow your child to cut
out and stick pictures
from magazines.**

Our School Values

SELF BELIEF

When you think and believe that you can achieve something and you go for it. You have a positive way of thinking.

DETERMINATION

When you never give up and you keep trying to achieve something.

RESPECT

When you show good manners and you are kind and caring to others. You should respect yourself, others and property.

TOLERANCE

When you respect and understand that we are all different and that we may have different beliefs but we work together and get along.

Useful Information

BAGS

- Please can you provide a bag with spare clothes which can be left at school for your child in case the need to be changed.
- Please can all uniforms and spare clothes be labelled clearly with your child's full name.

Cooking

- In Reception we would usually do cooking weekly but due to the current situation this has been postponed until further notice.
- When it reassumes we ask parents for a donation of £5 to contribute towards the cost of ingredients.

Other

- No sweets or chocolates to celebrate birthdays please.
- Send your child to school with a healthy lunchbox, as we are now a SUGARSMART school.
- Party invitations should be handed out outside of class.
- No ball games or use of play equipment before or after school.
- Absence should be recorded in writing and handed to the office.
- Please ensure you inform the teacher/ office if someone different will be collecting your child at the end of the day.

Frequently Asked Questions

How do I contact my class teacher?

You can contact me using the class email address – reception@woodlands.ealing.sch.uk . I will aim to get back to you within 48 working hours. If it is urgent then you can contact the office at office@woodlands.ealing.sch.uk or speak to me on the gate at the end of the day.

Where can my child find their home learning?

They will need to use their USO Google login to access Google Classroom. This is the same login that was sent home with all children during lockdown. Weekly home learning will be set there. All home learning tasks will be explained in class on a Friday morning. Your child's class website will have all this information: <https://www.woodlands.ealing.sch.uk/learning-zone/>

Will I get my child's log in details for all online learning?

You will receive a reminder email shortly with login details for all learning platforms. Additionally, all children have a folder containing their usernames and passwords on Google Classroom.

Who do I contact if my child has a problem or can't access their home learning?

You can send me an email. If your child is having problems completing their homework, they should speak to me and I will discuss it with them.

Thank you very much for reading this information leaflet. We appreciate your continued support.

