






Year	6	Spring 1
Learning Challenge Question	Will you ever see the water you drink again?	
Deadline	Wednesday 6th February 2019	
All parents/carers are invited to Sharing Day on... Tuesday 12 <sup>th</sup> February at 2.00pm in Oak Class		


Choose from a task below for your home learning this half-term. You can do more than one if you like!


Remember to be creative and try your best! You will be sharing your project on Sharing Day to the rest of your class and your parents.

If you have any questions, please speak to your teacher.

<p><b>WRITING</b></p> 	<p>Find out more about how the shape of the UK has changed over time. Use the maps on this website <a href="http://www.visionofbritain.org.uk/maps/">http://www.visionofbritain.org.uk/maps/</a> to map the changes to Spurn Head.</p> <p><b>Extended writing:</b> To write a chronological report about the life and work of Carl Linnaeus or a persuasive piece of writing arguing why he is one of the greatest scientists.</p>
--	--

<p><b>CRAFTS</b></p> 	<p>To make a 3D water cycle model</p> 
--	---

<p><b>COMPUTING</b></p> 	<p>Design a PowerPoint on the water system. You will research and explain the water cycle in more detail, and present this in a form of a PowerPoint. You can also produce a diagram or model to demonstrate how it works.</p> <p>Please save your work on DB primary. Don't forget to use <a href="http://www.safesearchkids.com">www.safesearchkids.com</a> when you are researching! You will present to the rest of the class using your PowerPoint.</p>
--	--

<p><b>CHALLENGE</b></p> 	<p>Write from the perspective of a creature that lives in an aquatic environment. Write a monologue or poem that explains how they feel about their environment. Use language to convey emotions and varied sentence structure to create effect.</p>
---	--

**What resources may I need?**

Paper, pencil, colour pencils / felt-tips / crayons, card, glue, recycling such as cereal boxes, tissue paper, etc

**What skills will I be using?**

Researching, cutting, sticking, writing & presenting.

- How can an adult help me at home?**
- Help keep you on track for the deadline - remind you to complete your project throughout the half-term so that it is not left to the last minute.
  - Collect any recycling you may need for your model.
  - Give you access to a computer/tablet/phone to research or take you to the library for books.
  - Get the appropriate equipment you may need.
  - Help read through what you have done.
  - Help with cutting/gluing

**Useful websites/books:**  
<http://www.visionofbritain.org.uk/maps/>  
<https://www.bbc.com/bitesize/clips/z8qtfg8>  
<https://www.youtube.com/watch?v=8EKKeJZCFe8>

**Good Luck! We can't wait to see your Home Learning Projects!**

