









Year	5	Spring 1
Learning Challenge Question	How can we re-discover the wonder of Ancient Egypt?	
Deadline	Monday 11 th February 2019	
All parents/carers are invited to our sharing session on Friday 15 th February at 2.30pm in Poplar Class		

Choose from a task below for your home learning this half-term. You can do more than one if you like! Remember to be creative and try your best! You will be sharing your project in our sharing session on Friday 14th December to the rest of your class and your parents. If you have any questions, please speak to Mrs Mudhar

<p>WRITING</p> 	<p>You have been given a free flight to anywhere in the world. Where would you visit and why?</p> <p>Think about:</p> <ul style="list-style-type: none"> • Where are you going to go? • What would you do when you got there? • Why do you want to go there? 
<p>Writing Challenge</p>	<p>Imagine you are Howard Carter the British archaeologist and Egyptologist who discovered the intact tomb of the Pharaoh, Tutankhamun.</p> <p>Write a diary entry about the day Howard Carter found the tomb. You must use the present perfect tense in the diary.</p>
<p>CRAFTS</p> 	<ul style="list-style-type: none"> • Make a 3D Egyptian Death Mask    
<p>COMPUTING</p> 	<p>Make a PowerPoint different types of aircrafts. For example Concorde, Spitfire or Boeing 787</p> <p>You will present to the rest of the class using your PowerPoint. Please save your work on DB primary. Don't forget to use www.safesearchkids.com when you are researching!</p>

<p>What skills will I be using? Researching, cutting, sticking, writing & presenting.</p>	<p>How can an adult help me at home?</p> <ul style="list-style-type: none"> • Help keep you on track for the deadline - remind you to complete your project throughout the half-term so that it is not left to the last minute. • Collect any recycling you may need for your model. • Give you access to a computer/tablet/phone to research or take you to the library for books. • Get the appropriate equipment you may need. • Help read through what you have done. • Help with cutting/gluing
<p>What resources may I need? Paper, pencil, colour pencils / felt-tips / crayons, card, glue, recycling such as cereal boxes, toilet rolls, boxes.</p>	

Useful websites/books:

<https://www.bbc.com/bitesize/topics/zg87xnb> <https://archaeology.mrdonn.org/howard-carter.html>
<https://www.yac-uk.org/activity/make-an-ancient-egyptian-death-mask>

Good Luck! We can't wait to see your Home Learning Projects!